














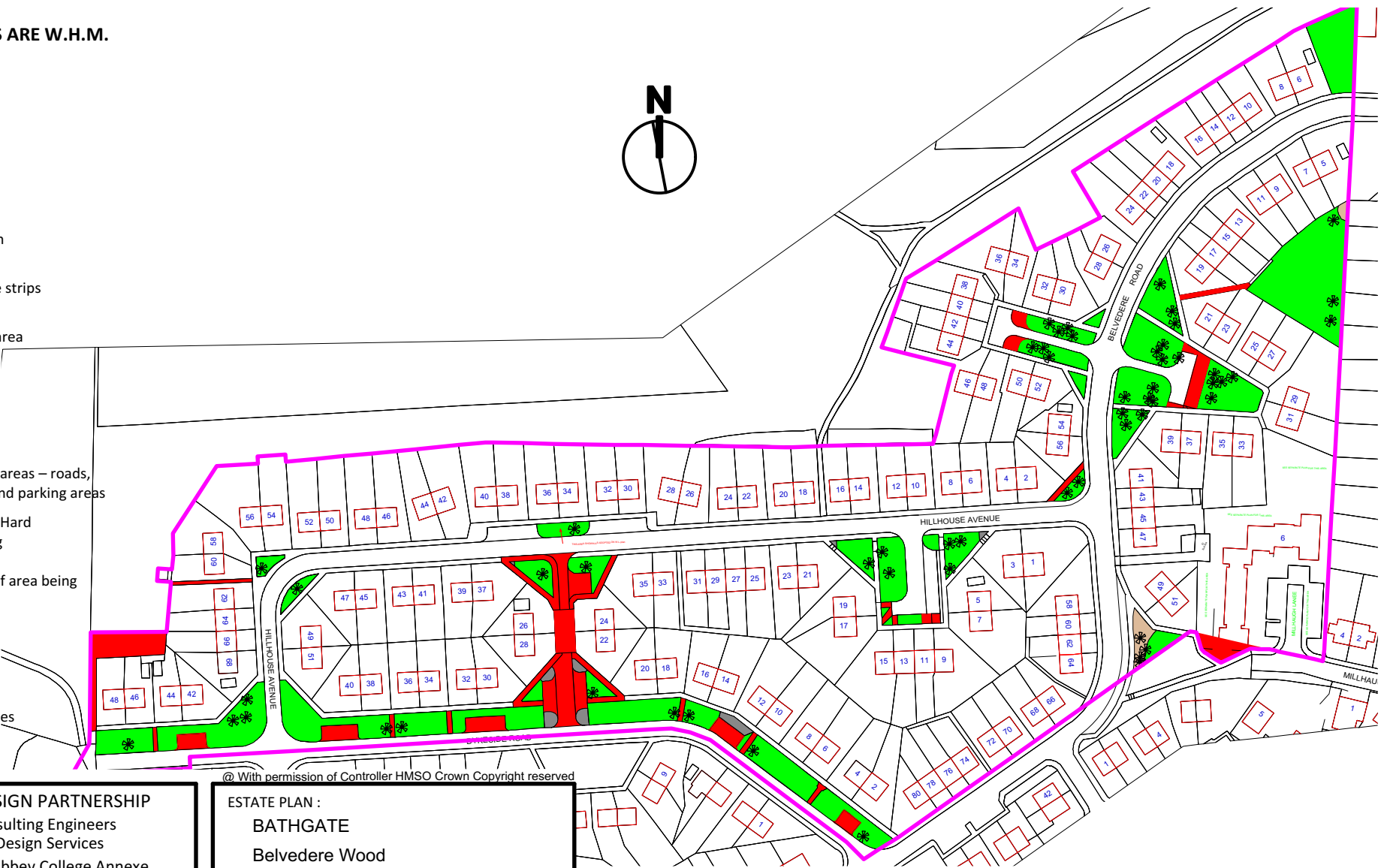


ALL SHADED AREAS ARE W.H.M. RESPONSIBILITY

KEY

-  Boundary
-  Bin Paths
-  Grass
-  Grass Rough
-  NHP Service strips
-  Woodland area
-  Scrub
-  Shrubs
-  Unadopted areas – roads, footpaths and parking areas
-  Unadopted Hard Landscaping
-  No record of area being sold
-  Trees
-  Hedging
-  Wall
-  Group of Trees



@ With permission of Controller HMSO Crown Copyright reserved

PENTLAND DESIGN PARTNERSHIP
 M & E Consulting Engineers
 Building Design Services
 28A Newbattle Abbey College Annexe
 Dalkeith, Midlothian
 EH22 3LJ
 Tel: 0131 660 9701

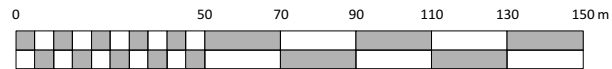
ESTATE PLAN :
BATHGATE
 Belvedere Wood

Weslo Housing Management
 66 North Bridge Street
 Bathgate EH48 4PP








Date : April 2019

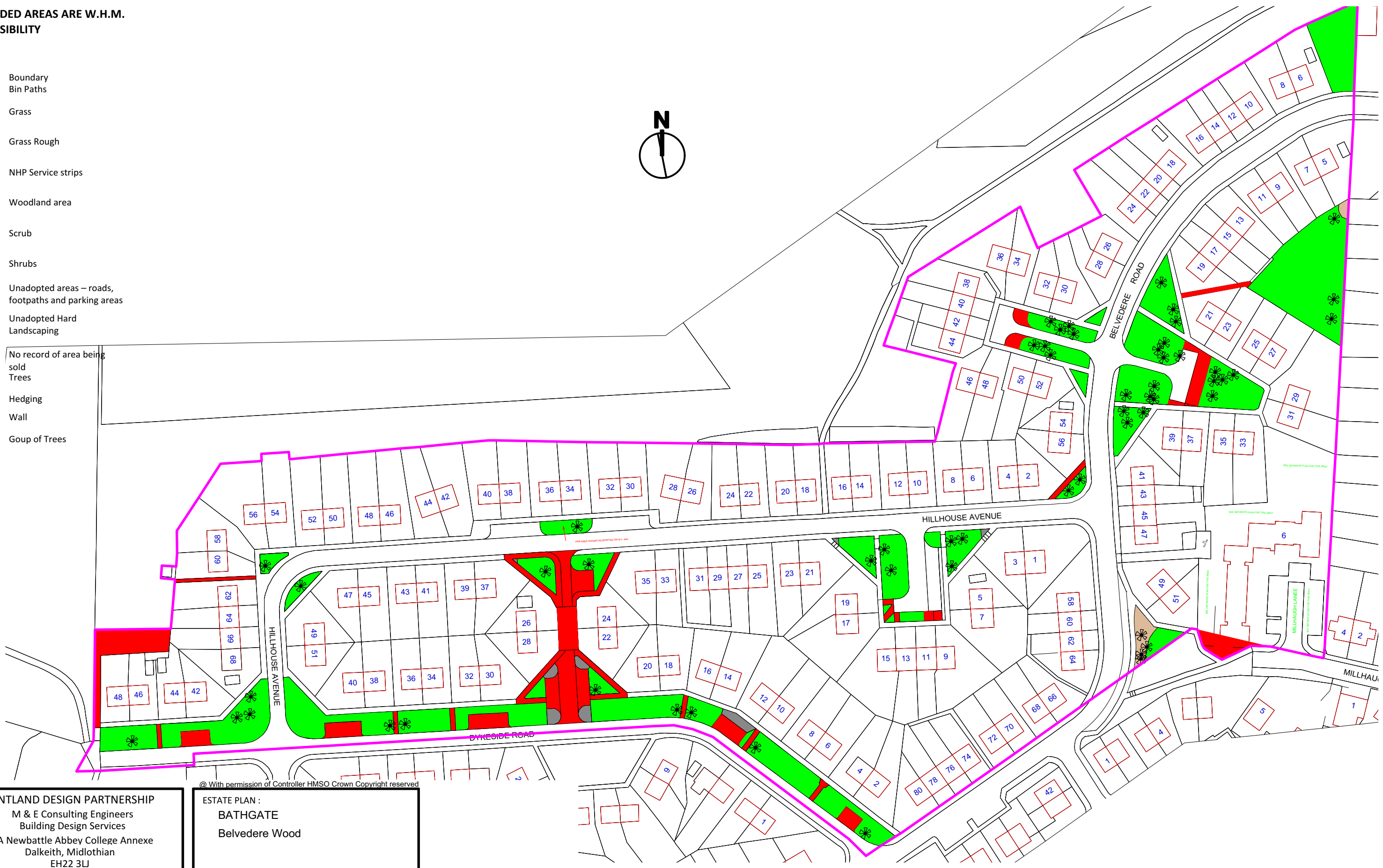
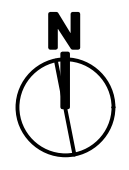
Scale : 1:2000@A4



ALL SHADED AREAS ARE W.H.M. RESPONSIBILITY

KEY

-  Boundary
-  Bin Paths
-  Grass
-  Grass Rough
-  NHP Service strips
-  Woodland area
-  Scrub
-  Shrubs
-  Unadopted areas – roads, footpaths and parking areas
-  Unadopted Hard Landscaping
-  No record of area being sold
-  Trees
-  Hedging
-  Wall
-  Goup of Trees



@ With permission of Controller HMSO Crown Copyright reserved

PENTLAND DESIGN PARTNERSHIP
M & E Consulting Engineers
Building Design Services
28A Newbattle Abbey College Annexe
Dalkeith, Midlothian
EH22 3LJ
Tel: 0131 660 9701

ESTATE PLAN :
BATHGATE
Belvedere Wood

Weslo Housing Management
66 North Bridge Street
Bathgate EH48 4PP



Date : April 2019

Scale : 1:1250@A3

KEY	DESCRIPTION	AREA	COMMENTS
	Bin Paths	0.00 msq	
	Grass	5809.74 msq	
	Grass Rough	0.00 msq	
	Woodland area	0.00 msq	
	Scrub	0.00 msq	
	shrubs	109.60 msq	
	Unadopted areas – roads, footpaths and parking areas	1908.87 msq	
	Unadopted Hard Landscaping	123.48 msq	
	No record of area being sold	0.00 msq	
	Trees	57	
	Hedging	0.00m	

@ With permission of Controller HMSO Crown Copyright reserved

PENTLAND DESIGN PARTNERSHIP
M & E Consulting Engineers
Building Design Services
28A Newbattle Abbey College Annexe
Dalkeith, Midlothian
EH22 3LJ
Tel: 0131 660 9701

ESTATE PLAN :
BATHGATE
Belvedere Wood
AREA

Weslo Housing Management
66 North Bridge Street
Bathgate EH48 4PP



Date : April 2019

Scale : NTS